


THIS DRAWING HAS BEEN GENERATED AND IS MAINTAINED BY A CAD SYSTEM. CHANGES SHALL ONLY BE INCORPORATED AS DIRECTED BY THE DESIGN ACTIVITY.

REVISIONS

LTR	DESCRIPTION	ECO NUM.	DATE	APPROVED
A	ORIGINAL RELEASE	DD48431	6/4/10	JDW
B	ADD PROTECTION LEVEL	9161	11/30/10	MPD
C	UPDATE FIG. 1 - & + SYMBOLS	9764		



DRAWN: <b>JDW</b>	DATE 4/20/10
CHECKED: HMB	6/4/10
ENGR. APPD: RLG	6/4/10
PROJ. APPD: JDW	6/4/10
APPROVED:	



SPECIFICATION  
DCOD PROTECTOR SERIES

**NOTICE:** THE INFORMATION AND DESIGN CONTAINED HEREIN IS THE PROPERTY OF TRANSTECTOR SYSTEMS. WHO RESERVES ALL RIGHTS THERETO

SIZE <b>A</b>	CAGE <b>30992</b>	DRAWING NUMBER <b>1400-681</b>	REV <b>C</b>
SCALE = N/A		PAGE 1 OF 4	

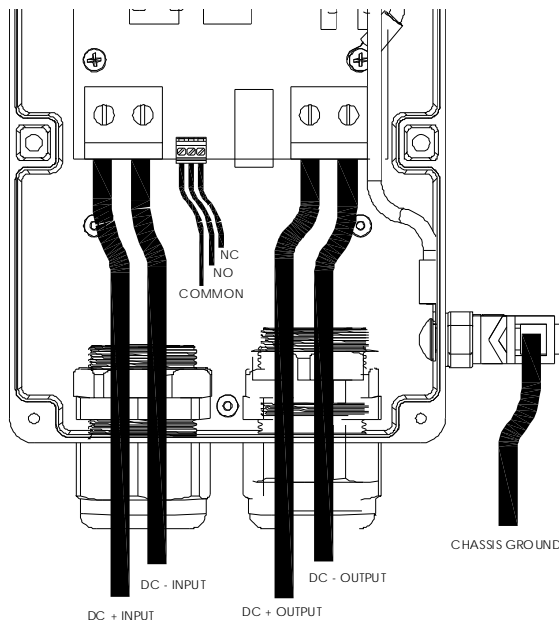
## Outdoor rated DC protectors for 24VDC and 48VDC applications

Part Number	Description
1101-1024	24 VDC outdoor protector 2.5 kA
1101-1025	48 VDC outdoor protector 2.5 kA
1101-1026	24 VDC outdoor protector 5 kA
1101-1027	48 VDC outdoor protector 5 kA

**GENERAL DESCRIPTION:** The DCOD series of products are SASD based devices that offer non-degrading, silicon protection for DC power supplies up to 25 amps. The DCOD series is offered in an outdoor NEMA 3R rated plastic enclosure. The DCOD series offers + to -, + to ground and - to ground protection. Remote annunciation is provided via form-c contacts rated at 2 amps.

### 1. ELECTRICAL FEATURES:

- 1.1. **Protected Modes** ..... DC + to DC -, DC+ to Ground, DC- to Ground
- 1.2. **24 Volt versions (1101-1024 and 1101-1026)**
  - 1.2.1. **Nominal Service Voltages:**.....24 VDC
  - 1.2.2. **MCOV** ..... 44 VDC
  - 1.2.3. **Maximum Line Current** .....25 Amps
  - 1.2.4. **Nominal Discharge Current**
    - 1.2.4.1. **2.5 kA version (1101-1024, 1025)** .....2.5 kA per protection mode
    - 1.2.4.2. **5 kA version (1101-1026, 1027)** .....5 kA per protection mode
  - 1.2.5. **Voltage Protection Level with 500 Amp 8/20  $\mu$ s waveform**
    - 1.2.5.1. 48 Vdc.....100V
    - 1.2.5.2. 24 Vdc.....50V
- 1.3. **48 Volt versions (1101-1025 and 1101-1027)**
  - 1.3.1. **Nominal Service Voltages:**.....48 VDC
  - 1.3.2. **MCOV:** ..... 88 VDC
  - 1.3.3. **Maximum Line Current** .....25 Amps
  - 1.3.4. **Nominal Discharge Current**
    - 1.3.4.1. **2.5 kA version (1101-1025)** .....2.5 kA per protection mode
    - 1.3.4.2. **5 kA version (1101-1027)** .....5 kA per protection mode
- 1.4. **Response Time** .....5 nanoseconds



**Figure 1. Wiring Diagram**



**NOTICE:** THE INFORMATION AND DESIGN CONTAINED HEREIN IS THE PROPERTY OF TRANSECTOR SYSTEMS. WHO RESERVES ALL RIGHTS THERE TO.

SIZE  
**A**

CAGE  
**30992**

**1400-681**

**C**

SCALE = N/A

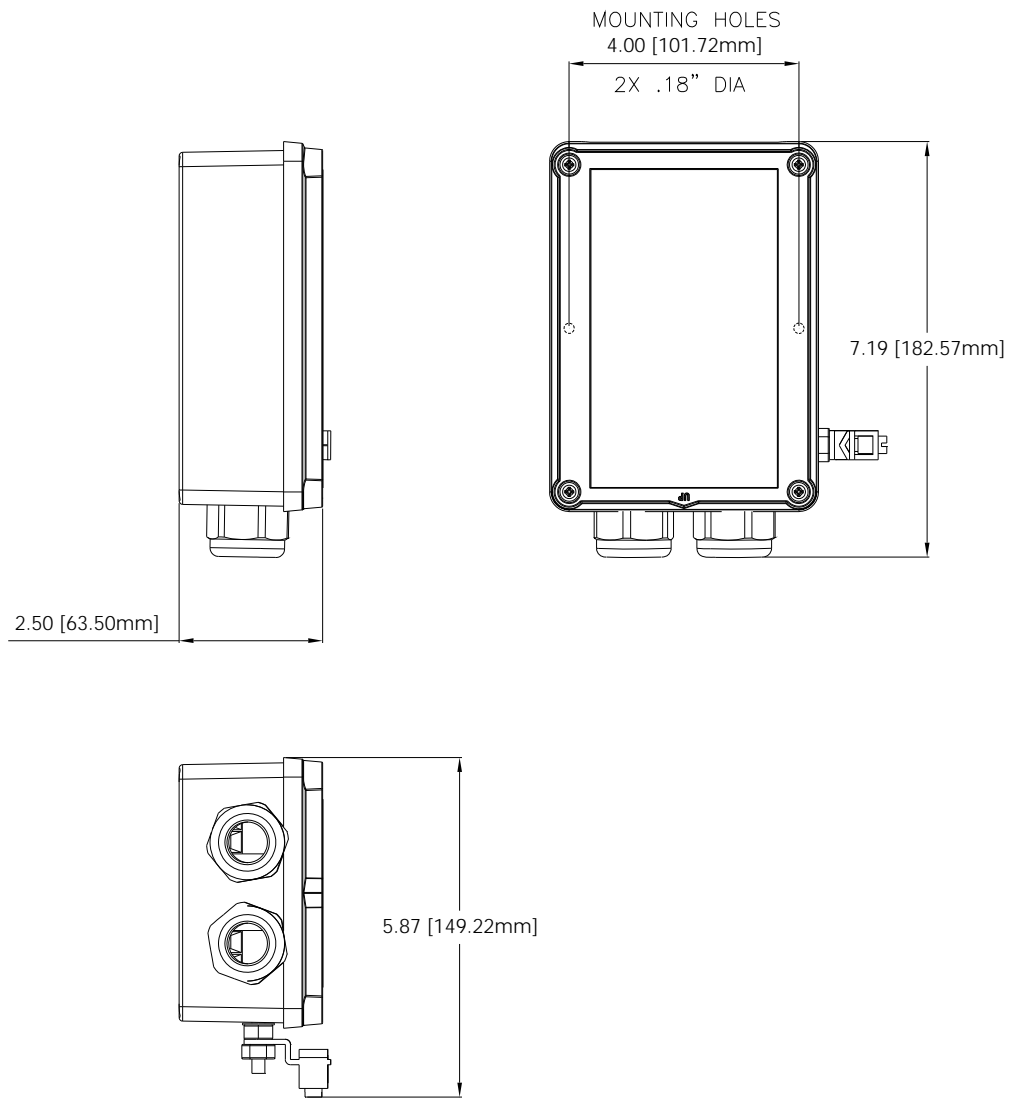
Page 2 of 4

- 2. ENVIRONMENTAL:
  - 2.1. Enclosure Rating ..... Designed to meet NEMA 3R or IP-55
  - 2.2. Storage Temperature: ..... -40°C to +85°C
  - 2.3. Operating Temperature: ..... -40°C to +85°C
  - 2.4. Flame Rating ..... UL 94-V5
- 3. MECHANICAL (refer to Figure 2):
  - 3.1. Installation Instruction Document Number ..... 1200-350
  - 3.2. DC Power Input/Output Connections ..... Screw Terminal
    - 3.2.1. Wire Range: ..... #20 to #6 AWG
    - 3.2.2. Terminal Torque: ..... 10 lb-in
  - 3.3. Remote Indication: ..... 3 pin NO/C contacts
    - 3.3.1. Remote contact wire range: ..... #16 to #30 AWG
    - 3.3.2. Remote contact current rating ..... 2 Amps
  - 3.4. Ground Connection ..... External Compression Lug
    - 3.4.1. Wire Range ..... #4-14 AWG
  - 3.5. Enclosure
    - 3.5.1. Dimensions: ..... 2.5"H x 5.87" W x 7.19" D (63.5mm x 149.22mm x 182.57mm)
    - 3.5.2. Mounting: ..... #8 screws 4" centers (see Figure 2)
    - 3.5.3. Pole Mount Adapter ..... Model 1000-1164
    - 3.5.4. DC Power Cable Strain Reliefs ..... Accepts cable diameters of .450" to .705"



NOTICE: THE INFORMATION AND DESIGN CONTAINED HEREIN IS THE PROPERTY OF TRANSTECTOR SYSTEMS. WHO RESERVES ALL RIGHTS THERE TO.

SIZE A	CAGE 30992	1400-681	C
SCALE = N/A		Page 3 of 4	



**Figure 2. Mechanical Outline Drawing**



**NOTICE:** THE INFORMATION AND DESIGN CONTAINED HEREIN IS THE PROPERTY OF TRANSECTOR SYSTEMS. WHO RESERVES ALL RIGHTS THERE TO.

SIZE  
**A**

CAGE  
**30992**

**1400-681**

**C**

SCALE = N/A