



## Rack Mount Enclosures: **SLIDING**

- Available in 1RU, 2RU and 3RU sizes.
- High quality, long lasting sliding mechanism.
- Accommodate up to 8 snap-in OCC angled panels.
- Fibre management, connectivity and distribution up to 192 fibres.
- Suitable for patching or housing direct termination or splicing.
- Suitable for patching or housing direct termination or splicing.
- Includes mounting and cable/fibre management hardware kit.
- Rugged steel construction with durable powder coat finish, Grey colour.
- Suitable for various unterminated and pre-terminated cables.
- Rodent-resistant back panel is available.



## Wingback Rack Mount Enclosure: **FIXED**

- Available in 1RU size.
- Accommodates 2 snap-in OCC angled panels.
- Standard patch panel mounting to fit 19" rack.
- Fibre management, connectivity and distribution up to 48 fibres.
- Suitable for shallow racks where in-rack cable movement is problematic.
- Rugged steel construction with durable powder coat finish, Grey colour.
- Wing-back design reduces fiber stress and provides support for proper cable bends and efficient cable management.
- Angled left and right rear wings for easy cable access and fixing, no glands required.
- Removable lid for easy installation and access.
- Ideally suited in the data centres and SAN environments requiring MTP or pre-terminated cabling solutions.



Part Number	A1US	A2US	A3US	A1UC-W
<b>Description</b>	1RU SLIDING ENCLOSURE, GRAY	2RU SLIDING ENCLOSURE, GRAY	3RU SLIDING ENCLOSURE, GRAY	1RU FIXED ENCLOSURE, NO DRAWER, WINGBACK, GRAY
<b>Dimensions (in) H x W x D</b>	1.8 x 19 x 11.9	3.5 x 19 x 11.9	5.2 x 19 x 11.9	1.8 x 19 x 11.9
<b>Weight (kg)</b>	3.4	4.2	5.6	2.5
<b>Max. no. of adapter plates</b>	2	4	8	2
<b>Splice Capacity</b>	48	96	192	48
<b>Max Ingress Cables</b>	2 each side	4 each side	6 each side	-
<b>Material / Finish</b>	Grey powder coated steel			
<b>Accessories</b>	Supplied with mounting and Cable/fibre management hardware kit			

## DIN Rail Mounted Enclosure

- Compact size for limited space requirements.
- Screw fit front panel accommodates up to 24 fibres.
- Top and bottom cable entries.
- Din rail clip fit any standard 35mm DIN rail.
- Can be kitted, pre-loaded or factory pre-terminated
- Optional internal splice tray allows for fusion splicing pigtailed to an incoming loose tube cable.
- Supplied with cable glands, tie down point, internal fibre clips.
- Ideal for Mining, Industrial Automation, SCADA Networks, Intelligent Transport System applications.








## Wall Box Enclosure

- Heavy-duty hinge mechanism.
- Double doors allow ease of access.
- Accommodates 2 snap-in adaptor panels.
- Fibre management, connectivity and distribution for 12 to 48 fibres.
- Suitable for various unterminated and pre-terminated cables.
- Significantly reduces the installation time.
- Multiple knock-out panels for cable routing flexibility, Perfect for Multi-cable applications.
- Ideally for multi-building complexes such as hospitals, corporate centres, government facilities and universities.




Part Number	ADR-B	AWB2AL
<b>Description</b>	COMPACT DIN MOUNT ENCLOSURE	LOCKABLE WALL BOX ENCLOSURE, 2 DOORS
<b>Dimensions (in) H x W x D</b>	6.1 x 2.1 x 4.3	13.2 x 10.2 x 4.0
<b>Weight (kg)</b>	0.8 kg	2.7 kg
<b>Max. no. of adapter plates</b>	1	2
<b>Max. Fibre Count</b>	24	48
<b>Splice Capacity</b>	6/12/24	24/48
<b>Max Ingress Cables</b>	1 each side	3 each side
<b>Material / Finish</b>	Grey powder coated steel	
<b>Accessories</b>	Supplied with cable glands, tie down point and internal fibre clips	

## Rack/Wall Mount Adaptor Plates


Part Number	Description	Photo
APN-SCAS12	12 PORT ANGLED SC SIMPLEX UNLOADED PANEL	
APN-SCAD12	12 PORT ANGLED SC DUPLEX UNLOADED PANEL	
APN-LCAD24	24 PORT ANGLED LC DUPLEX UNLOADED PANEL	
APN-STAS12	12 PORT ANGLED ST SIMPLEX UNLOADED PANEL	
APN-BLANK	FLAT BLANK PANEL	

## Rack/Wall Mount Splice Trays



Part Number	Description
A24S	RACK/WALL MOUNT FIBER SPLICE TRAY 12/24
A48S	RACK/WALL MOUNT FIBER SPLICE TRAY 24/48
A72S	RACK/WALL MOUNT FIBER SPLICE TRAY 36/72
A96S	RACK/WALL MOUNT FIBER SPLICE TRAY 48/96
A12DS	DIN MOUNT FIBER SPLICE TRAY 6/12
A24DS	DIN MOUNT FIBER SPLICE TRAY 12/24
FSP-45MM1.5MM	FIBRE SPLICE PROTECTRS 45MM LENGTH 1.5MM OD

## Din Mount Front Panel Options



Part Number	Description
ADR-LCSC/U	24 PORT LC, DUPLEX OR 12 PORT SC, SIMPLEX, UNLOADED FRONT PANEL
ADR-SCD/U	12 PORT SC, DUPLEX, UNLOADED FRONT PANEL
ADR-ST/S/U	12 PORT ST, SIMPLEX, UNLOADED FRONT PANEL

## Fibre Optic Adaptors



Part Number	Description
ALCD-SM-BL	ADAPTOR LC DUPLEX SM UPC BLUE
ALCD-MM-BE	ADAPTOR LC DUPLEX MM UPC BEIGE
ALCD-MM-AQ	ADAPTOR LC DUPLEX MM UPC AQUA
ASCS-SM-BL	ADAPTOR SC SIMPLEX SM UPC BLUE
ASCS-MM-BE	ADAPTOR SC SIMPLEX MM UPC BEIGE
ASCS-MM-AQ	ADAPTOR SC SIMPLEX MM UPC AQUA
ASCD-SM-BL	ADAPTOR SC DUPLEX SM UPC BLUE
ASCD-MM-BE	ADAPTOR SC DUPLEX MM UPC BEIGE
ASCD-MM-AQ	ADAPTOR SC DUPLEX MM UPC AQUA
ASTS-SM	ADAPTOR ST SIMPLEX SM YELLOW
ASTS-MM	ADAPTOR ST SIMPLEX MM RED