

Auto Fuse Power Tap

BFA Series



These automotive fuse power taps are designed to make installation of your radio or accessory device easy. Their quick and easy installation makes sourcing power from a vehicles fuse box a simple process. It is as easy as locating a suitable fuse to tap power from, and install the tap and fit the required fuse. Available in 4 fuse sizes; standard, mini, micro & micro 2, making these power taps available to suit a wide multitude of vehicles and other applications.



BFA-STD



BFA-MINI



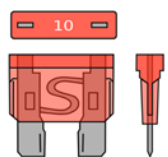
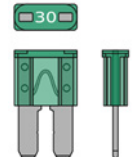
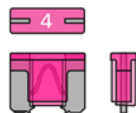
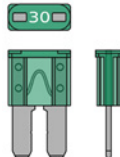
BFA-MICRO



BFA-MICRO2

Installation:

1. Locate a suitable fuse to source power from.
2. Remove the fuse, identify the correct side that power is sourced from and install the power tap fuse so that the output wire is on the protected side.
3. Refit the original fuse you have taped from in the bottom position and equipment fuse in the top position
4. Wire your equipment into the BFA fuse power tap.

Model Number	BFA-STD	BFA-MINI	BFA-MICRO	BFA-MICRO2
Fuse Type	Standard 	Mini 	Micro 	Micro 2 
Weight <i>kg</i>	0.015			
Dimensions <i>mm</i>	24 x 15 x 28	15 x 10 x 24	12 x 10 x 24	12 x 10 x 24
Wire	120mm 16AWG pre-fitted with in line splice			
Rating <i>Ah</i>	10			
Note	Blade fuses not included with Auto Fuse Power Tap			